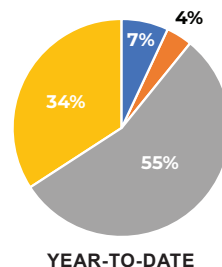
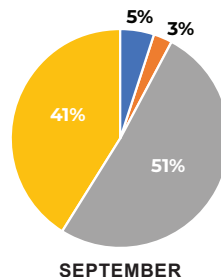


## COMPASSION IN ACTION REPORT

### SHELTER & HOUSING

SEPTEMBER 2025 TOTAL UNDUPLICATED SERVED: 3,663 | YEAR-TO-DATE 2025: 9,596

AGE	SEPT	YTD
Under 17	169	686
TAY - 18 to 24	104	401
25 - 54	1,867	5,264
55+	1,523	3,245
<b>Total</b>	<b>3,663</b>	<b>9,596</b>

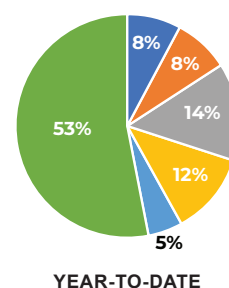
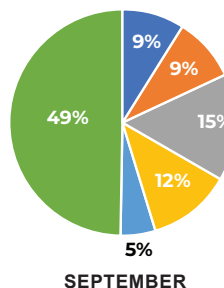


	UNDUPLICATED CLIENTS SERVED	SHELTER BED NIGHTS (INCLUDING INCLEMENT WEATHER SHELTER)	SHELTER EXITS TO TEMPORARY HOUSING	SHELTER EXITS TO PERMANENT HOUSING	DAY CENTER (TOTAL SERVED/ NEW ENROLLMENTS)
<b>SEPT</b>	<b>3,663</b>	<b>17,485</b>	<b>5</b>	<b>44</b>	<b>3,377 / 366</b>
<b>YTD</b>	<b>9,596</b>	<b>163,004</b>	<b>47</b>	<b>275</b>	<b>5,906 / 2,966</b>

### VILLAGE HEALTH CENTER – # OF ENCOUNTERS

SEPTEMBER 2025 TOTAL UNDUPLICATED SERVED: 1,126 | YEAR-TO-DATE 2025: 3,302

	SEPT	YTD
# of Street Health Visits	284	2,115
# of Dentistry Visits	277	1,913
# of Behavioral Health Visits	443	3,491
# of TRS Visits	373	2,956
# of Psychiatry Visits	164	1,252
# of Medical Visits	1,455	13,450
<b>TOTAL ENCOUNTERS</b>	<b>2,996</b>	<b>25,177</b>



### VILLAGE HEALTH CENTER – BEHAVIORAL HEALTH

SEPTEMBER 2025 TOTAL COMBINED VISITS BH & TRS: 816 | YEAR-TO-DATE 2025: 6,447

	SEPT	YTD
BH Unique Patients Served	156	521
TRS Unique Patients Served	134	533
Unique MAT Patients Served	85	234
BH Group Unique Patients	46	155
# of BH Group Services Provided	232	1,287
TRS Group Unique Patients	44	215
# of TRS Group Services Provided	180	1,565
# BH and TRS Individual Counseling Services	404	3,595
<b>Total # BH and TRS Visits</b>	<b>816</b>	<b>6,447</b>

**BH** Behavioral Health Services  
**TRS** Transformative Recovery Services  
**MAT** Medication Assisted Treatment