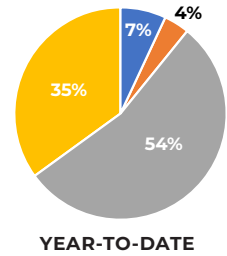
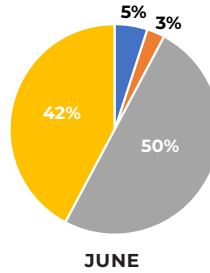


## COMPASSION IN ACTION REPORT

### SHELTER & HOUSING

**JUNE 2025** TOTAL UNDUPLICATED SERVED **3,648** | **YEAR-TO-DATE 2025** **7,868**

AGE	JUN	YTD
Under 17	174	522
TAY - 18 to 24	112	309
25 - 54	1,839	4,270
55+	1,523	2,767
<b>Total</b>	<b>3,648</b>	<b>7,868</b>

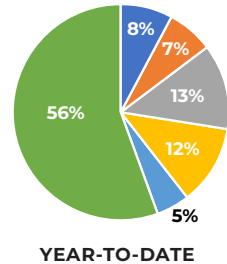
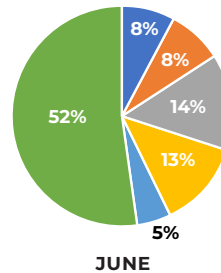


	UNDUPLICATED CLIENTS SERVED	SHELTER BED NIGHTS (INCLUDING INCREMENT WEATHER SHELTER)	SHELTER EXITS TO TEMPORARY HOUSING	SHELTER EXITS TO PERMANENT HOUSING	DAY CENTER (TOTAL SERVED/ NEW ENROLLMENTS)
<b>JUN</b>	<b>3,648</b>	<b>17,463</b>	<b>4</b>	<b>29</b>	<b>3,589 / 266</b>
<b>YTD</b>	<b>7,868</b>	<b>108,530</b>	<b>32</b>	<b>146</b>	<b>4,999 / 1,803</b>

### VILLAGE HEALTH CENTER – # OF ENCOUNTERS

**JUNE 2025** TOTAL UNDUPLICATED SERVED: **1,054** | **YEAR-TO-DATE 2025** **2,667**

	JUN	YTD
# of Street Health Visits	197	1,332
# of Dentistry Visits	222	1,137
# of Behavioral Health Visits	377	2,137
# of TRS Visits	335	1,890
# of Psychiatry Visits	133	746
# of Medical Visits	1,352	9,170
<b>TOTAL CLIENT ENCOUNTERS</b>	<b>2,616</b>	<b>16,412</b>



### VILLAGE HEALTH CENTER – BEHAVIORAL HEALTH

**JUNE 2025** TOTAL COMBINED VISITS BH & TRS: **712** | **YEAR-TO-DATE 2025** **4,027**

	JUN	YTD
BH Unique Patients Served	145	387
TRS Unique Patients Served	127	363
Unique MAT Patients Served	86	187
# BH Group Unique Patients	41	93
# of BH Group Services Provided	134	597
TRS Group Unique Patients	54	158
# of TRS Group Services Provided	188	1,072
# BH and TRS Visits	712	4,027

**BH** Behavioral Health Services  
**TRS** Transformative Recovery Services  
**MAT** Medication Assisted Treatment