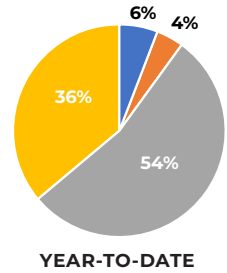
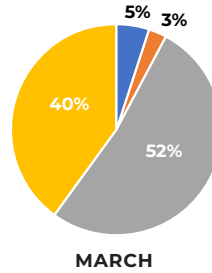


COMPASSION IN ACTION REPORT

SHELTER & HOUSING

MARCH 2025 TOTAL UNDUPLICATED SERVED **3,891** | **YEAR-TO-DATE 2025** **5,788**

| AGE | MAR | YTD |
|----------------|--------------|--------------|
| Under 17 | 187 | 337 |
| TAY - 18 to 24 | 122 | 213 |
| 25 - 54 | 2,021 | 3,142 |
| 55+ | 1,561 | 2,096 |
| Total | 3,891 | 5,788 |

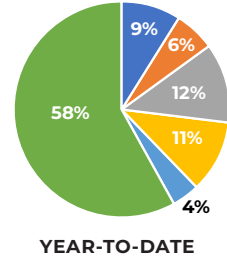
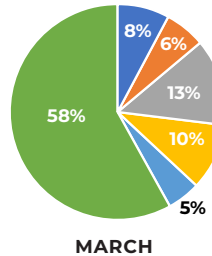


| | UNDUPLICATED CLIENTS SERVED | SHELTER BED NIGHTS (INCLUDING INCLEMENT WEATHER SHELTER) | SHELTER EXITS TO TEMPORARY HOUSING | SHELTER EXITS TO PERMANENT HOUSING | DAY CENTER (TOTAL SERVED/ NEW ENROLLMENTS) |
|------------|-----------------------------|--|------------------------------------|------------------------------------|--|
| MAR | 3,891 | 19,581 | 3 | 18 | 3,368 / 310 |
| YTD | 5,788 | 54,457 | 13 | 84 | 4,046 / 982 |

VILLAGE HEALTH CENTER – # OF ENCOUNTERS

MARCH 2025 TOTAL UNDUPLICATED SERVED: **1,093** | **YEAR-TO-DATE 2025** **1,922**

| | MAR | YTD |
|--------------------------------|--------------|--------------|
| # of Street Health Visits | 209 | 700 |
| # of Dentistry Visits | 165 | 475 |
| # of Behavioral Health Visits | 341 | 993 |
| # of TRS Visits | 276 | 877 |
| # of Psychiatry Visits | 140 | 322 |
| # of Medical Visits | 1,532 | 4,689 |
| TOTAL CLIENT ENCOUNTERS | 2,663 | 8,056 |



VILLAGE HEALTH CENTER – BEHAVIORAL HEALTH

MARCH 2025 TOTAL COMBINED VISITS BH & TRS: **617** | **YEAR-TO-DATE 2025** **1,870**

| | MAR | YTD |
|----------------------------------|------------|--------------|
| BH Unique Patients Served | 157 | 262 |
| TRS Unique Patients Served | 103 | 216 |
| Unique MAT Patients Served | 93 | 145 |
| # BH Group Unique Patients | 29 | 56 |
| # of BH Group Services Provided | 80 | 254 |
| TRS Group Unique Patients | 49 | 100 |
| # of TRS Group Services Provided | 163 | 504 |
| # BH and TRS Visits | 617 | 1,870 |

BH Behavioral Health Services
TRS Transformative Recovery Services
MAT Medication Assisted Treatment