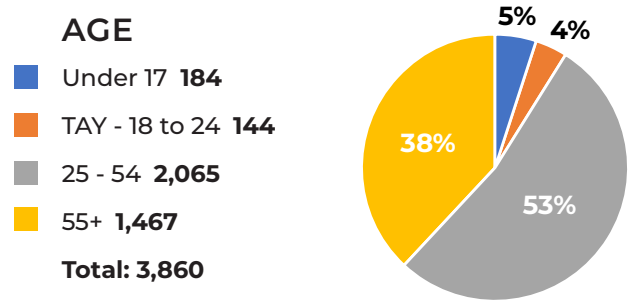
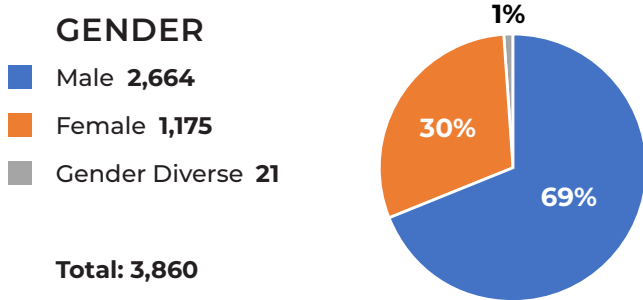


COMPASSION IN ACTION REPORT

SHELTER & HOUSING

SEPTEMBER 2024 TOTAL UNDUPLICATED SERVED **3,860**

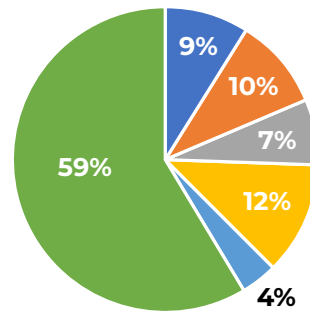


3,860	20,326	8	43	3,345 / 356
UNDUPLICATED CLIENTS SERVED IN SEPTEMBER	SHELTER BED NIGHTS (INCLUDING INCLEMENT WEATHER SHELTER)	EXITS TO TEMPORARY HOUSING	EXITS TO PERMANENT HOUSING	DAY CENTER (TOTAL SERVED/ NEW ENROLLMENTS)

VILLAGE HEALTH CENTER - # OF ENCOUNTERS

SEPTEMBER 2024 TOTAL UNDUPLICATED SERVED: **1,051**

- # of encounters Street Health: **213**
- # of encounters Dentistry: **240**
- # of encounters MHS*: **160**
- # of encounters TRS**: **280**
- # of encounters Psychiatry: **90**
- # of encounters Medical: **1,436**



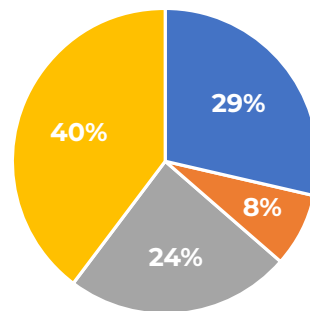
TOTAL CLIENT ENCOUNTERS: **2,419**

* MHS Mental Health Services ** TRS Transformative Recovery Services

VILLAGE HEALTH CENTER - # OF BEHAVIORAL HEALTH ENCOUNTERS

SEPTEMBER 2024 TOTAL UNDUPLICATED SERVED: **310**

- BH Unique Clients: **110**
- TRS Unique Clients: **113**
- Unique MAT Patients Served: **87**
- # BH Individual Encounters: **126**
- BH Group # of Attendees: **34**
- # TRS Individual Encounters: **105**
- TRS Group # of Attendees: **175**



TOTAL BH & TRS CLIENT ENCOUNTERS: **440**

BH Behavioral Health Services TRS Transformative Recovery Services