

COMPASSION IN ACTION REPORT

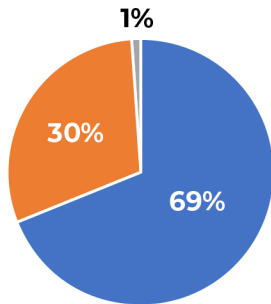
SHELTER & HOUSING

NOVEMBER 2024 TOTAL UNDUPLICATED SERVED **3,791**

GENDER

- Male **2,625**
- Female **1,141**
- Gender Diverse **25**

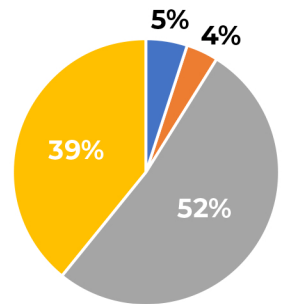
Total: 3,791



AGE

- Under 17 **184**
- TAY - 18 to 24 **144**
- 25 - 54 **1,987**
- 55+ **1,476**

Total: 3,791



3,791	16,854	4	55	3,404 / 359
UNDUPLICATED CLIENTS SERVED IN NOVEMBER	SHELTER BED NIGHTS (INCLUDING INCLEMENT WEATHER SHELTER)	EXITS TO TEMPORARY HOUSING	EXITS TO PERMANENT HOUSING	DAY CENTER (TOTAL SERVED/ NEW ENROLLMENTS)

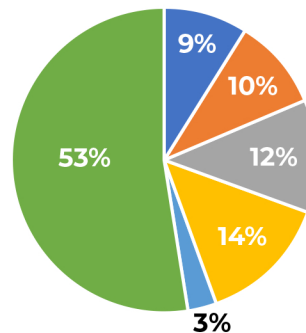
VILLAGE HEALTH CENTER - # OF ENCOUNTERS

NOVEMBER 2024 TOTAL UNDUPLICATED SERVED: **1,006**

- # of encounters Street Health: **215**
- # of encounters Dentistry: **228**
- # of encounters MHS*: **283**
- # of encounters TRS**: **322**
- # of encounters Psychiatry: **73**
- # of encounters Medical: **1,264**

TOTAL CLIENT ENCOUNTERS: 2,385

* MHS Mental Health Services ** TRS Transformative Recovery Services



VILLAGE HEALTH CENTER - # OF BEHAVIORAL HEALTH ENCOUNTERS

NOVEMBER 2024 TOTAL UNDUPLICATED SERVED: **337**

BH Unique Clients: **144**

TRS Unique Clients: **116**

Unique MAT Patients Served: **77**

- # BH Individual Encounters: **195**
- BH Group # of Attendees: **88**
- # TRS Individual Encounters: **128**
- TRS Group # of Attendees: **194**

TOTAL BH & TRS CLIENT ENCOUNTERS: 605

BH Behavioral Health Services TRS Transformative Recovery Services

