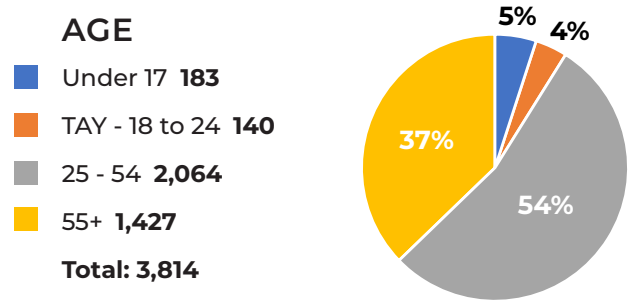
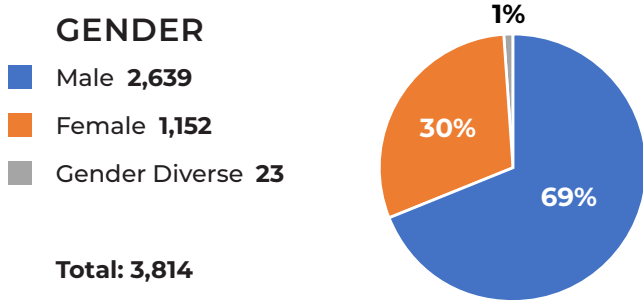


COMPASSION IN ACTION REPORT

SHELTER & HOUSING

OCTOBER 2024 TOTAL UNDUPLICATED SERVED 3,814

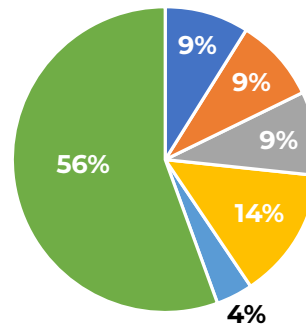


3,814	19,656	7	26	3,238 / 354
UNDUPLICATED CLIENTS SERVED IN OCTOBER	SHELTER BED NIGHTS (INCLUDING INCLEMENT WEATHER SHELTER)	EXITS TO TEMPORARY HOUSING	EXITS TO PERMANENT HOUSING	DAY CENTER (TOTAL SERVED/ NEW ENROLLMENTS)

VILLAGE HEALTH CENTER - # OF ENCOUNTERS

OCTOBER 2024 TOTAL UNDUPLICATED SERVED: 1,122

- # of encounters Street Health: **253**
- # of encounters Dentistry: **251**
- # of encounters MHS*: **254**
- # of encounters TRS**: **393**
- # of encounters Psychiatry: **116**
- # of encounters Medical: **1,591**



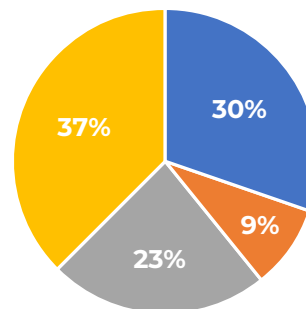
TOTAL CLIENT ENCOUNTERS: 2,858

* MHS Mental Health Services ** TRS Transformative Recovery Services

VILLAGE HEALTH CENTER - # OF BEHAVIORAL HEALTH ENCOUNTERS

OCTOBER 2024 TOTAL UNDUPLICATED SERVED: 350

- BH Unique Clients: **135**
- TRS Unique Clients: **123**
- Unique MAT Patients Served: **92**
- # BH Individual Encounters: **194**
- BH Group # of Attendees: **60**
- # TRS Individual Encounters: **152**
- TRS Group # of Attendees: **241**



TOTAL BH & TRS CLIENT ENCOUNTERS: 647

BH Behavioral Health Services TRS Transformative Recovery Services