

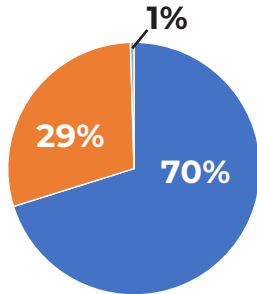
COMPASSION IN ACTION REPORT

SHELTER & HOUSING

AUGUST 2024 TOTAL UNDUPLICATED SERVED 3,821

GENDER

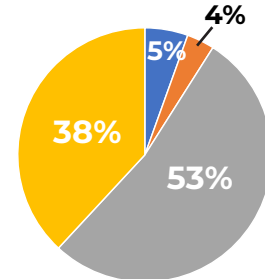
- Male 2,665
- Female 1,133
- Gender Diverse 23



Total: 3,821

AGE

- Under 17 195
- TAY - 18 to 24 142
- 25 - 54 2,044
- 55+ 1,440



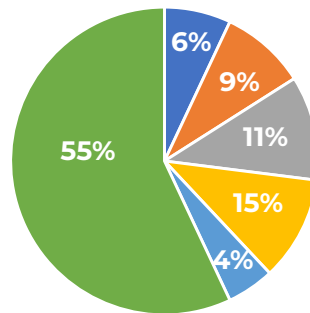
Total: 3,821

3,821	23,249	3	25	3,236 / 412
UNDUPLICATED CLIENTS SERVED IN JULY	SHELTER BED NIGHTS (INCLUDING INCLEMENT WEATHER SHELTER)	EXITS TO TEMPORARY HOUSING	EXITS TO PERMANENT HOUSING	DAY CENTER (TOTAL SERVED/ NEW ENROLLMENTS)

VILLAGE HEALTH CENTER - # OF ENCOUNTERS

AUGUST 2024 TOTAL UNDUPLICATED SERVED: 1,069

- # of encounters Street Health: 165
- # of encounters Dentistry: 238
- # of encounters MHS*: 294
- # of encounters TRS**: 388
- # of encounters Psychiatry: 97
- # of encounters Medical: 1,452



TOTAL CLIENT ENCOUNTERS: 2,634

*MHS Mental Health Services **TRS Transformative Recovery Services

VILLAGE HEALTH CENTER - # OF BEHAVIORAL HEALTH ENCOUNTERS

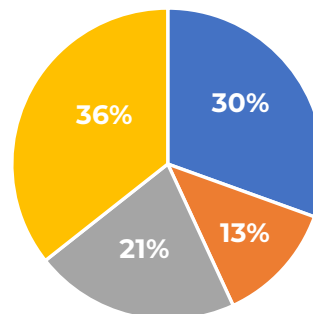
AUGUST 2024 TOTAL UNDUPLICATED SERVED: 335

BH Unique Clients: 152

TRS Unique Clients: 97

Unique MAT Patients Served: 86

- # BH Individual Encounters: 208
- # BH Group # of Attendees: 86
- # TRS Individual Encounters: 145
- TRS Group # of Attendees: 243



BH Behavioral Health Services

TRS Transformative Recovery Services

TOTAL BH & TRS CLIENT ENCOUNTERS: 682