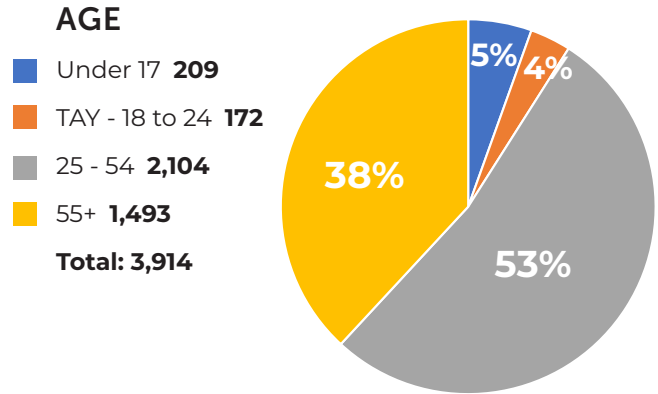
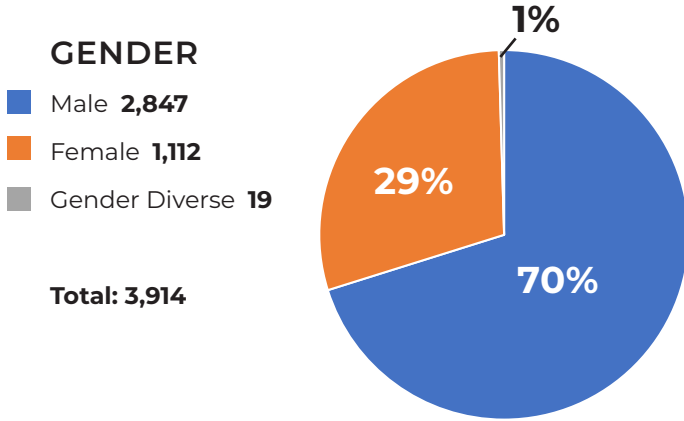


COMPASSION IN ACTION REPORT

SHELTER & HOUSING

JULY 2024 TOTAL UNDUPLICATED SERVED **3,914**

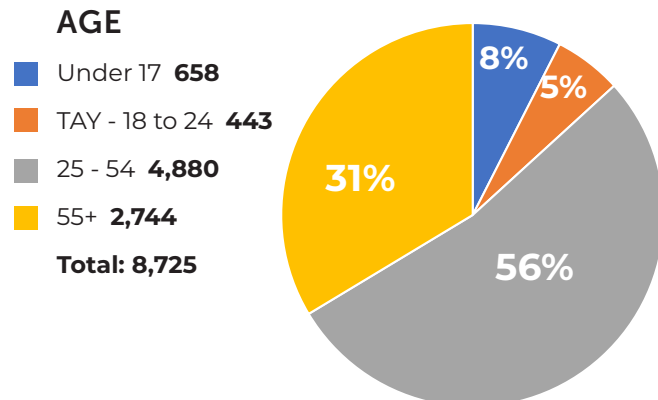
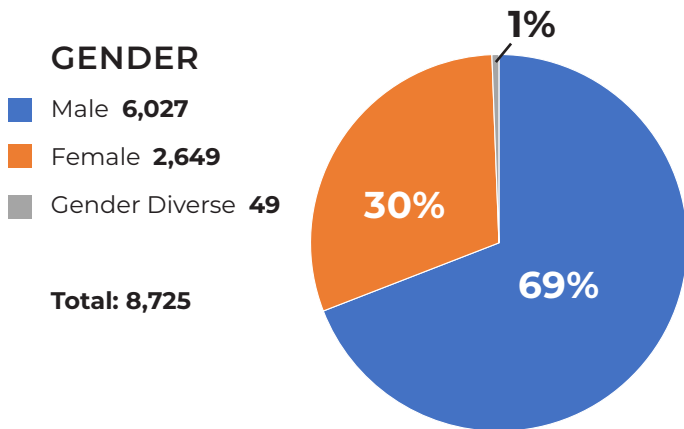


3,914	24,737	3	25	3,187 / 243
UNDUPLICATED CLIENTS SERVED IN JULY	SHELTER BED NIGHTS (INCLUDING INCLEMENT WEATHER SHELTER)	EXITS TO TEMPORARY HOUSING	EXITS TO PERMANENT HOUSING	DAY CENTER (TOTAL SERVED/ NEW ENROLLMENTS)
				

1 BODY, 1 BED FOR 1 NIGHT

SHELTER & HOUSING YEAR TO DATE 2024 (JAN-JULY)

TOTAL UNDUPLICATED SERVED SERVED **8,725**



8,725	193,388	56	158	5,130 / 2,256
UNDUPLICATED CLIENTS SERVED YTD	SHELTER BED NIGHTS (INCLUDING INCLEMENT WEATHER SHELTER)	EXITS TO TEMPORARY HOUSING	EXITS TO PERMANENT HOUSING	DAY CENTER (TOTAL SERVED/ NEW ENROLLMENTS)
				

COMPASSION IN ACTION REPORT

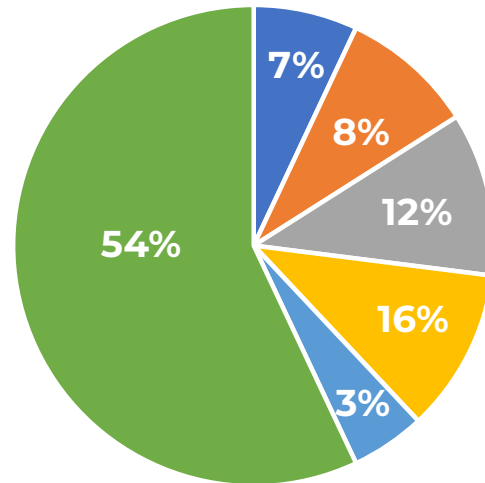
VILLAGE HEALTH CENTER - # OF ENCOUNTERS

JULY 2024 TOTAL UNDUPLICATED SERVED: **1,041**

- # of encounters Street Health: **185**
- # of encounters Dentistry: **229**
- # of encounters MHS*: **323**
- # of encounters TRS**: **444**
- # of encounters Psychiatry: **87**
- # of encounters Medical: **1,446**

TOTAL CLIENT ENCOUNTERS: 2,714

*Mental Health Services **Transformative Recovery Services
Source: FJV Village Health Center Database



VILLAGE HEALTH CENTER - # OF ENCOUNTERS

2024 YEAR TO DATE (JAN-JULY) TOTAL UNDUPLICATED SERVED **2,924**

- # of encounters Street Health: **1,341**
- # of encounters Dentistry: **1,572**
- # of encounters MHS*: **1,978**
- # of encounters TRS**: **2,316**
- # of encounters Psychiatry: **676**
- # of encounters Medical: **9,461**

TOTAL CLIENT ENCOUNTERS: 17,344

*Mental Health Services **Transformative Recovery Services
Source: FJV Village Health Center Database

