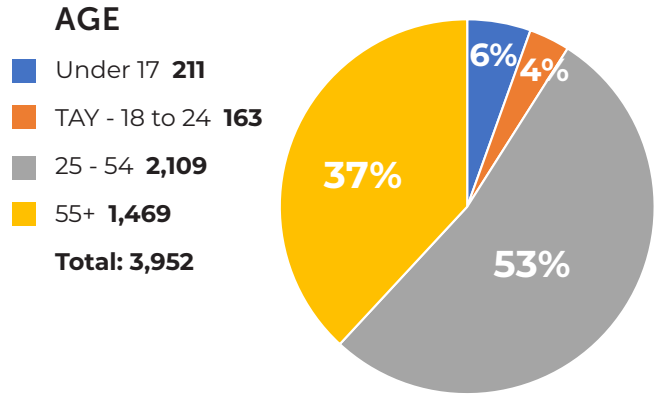
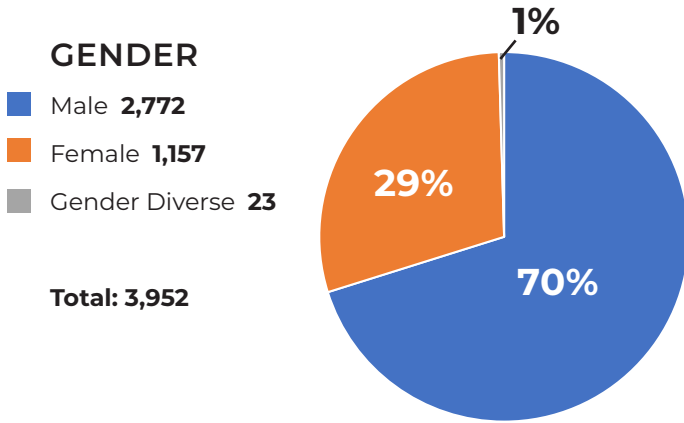


# COMPASSION IN ACTION REPORT

## SHELTER & HOUSING

**JUNE 2024** TOTAL UNDUPLICATED SERVED: **3,952**

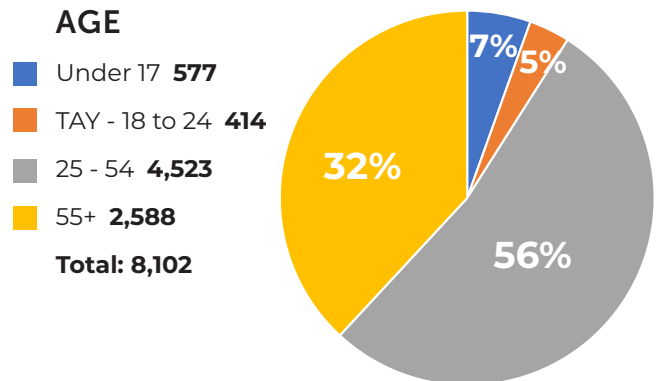
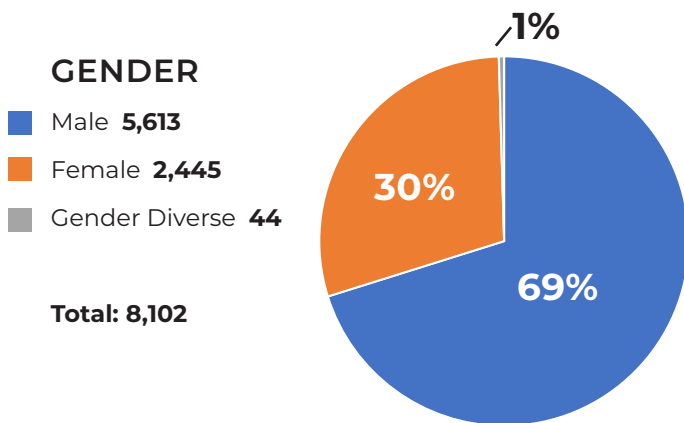


<b>3,952</b>	<b>26,156</b>	<b>6</b>	<b>23</b>	<b>3,147/307</b>
UNDUPLICATED CLIENTS SERVED IN JUNE	SHELTER BED NIGHTS (INCLUDING INCLEMENT WEATHER SHELTER)	EXITS TO TEMPORARY HOUSING	EXITS TO PERMANENT HOUSING	DAY CENTER (TOTAL SERVED/ NEW ENROLLMENTS)
				

1 BODY, 1 BED FOR 1 NIGHT

## SHELTER & HOUSING

**YEAR-TO-DATE 2024** TOTAL UNDUPLICATED SERVED: **8,102**



<b>8,102</b>	<b>168,640</b>	<b>50</b>	<b>133</b>	<b>4,794/2,013</b>
UNDUPLICATED CLIENTS SERVED YTD	SHELTER BED NIGHTS (INCLUDING INCLEMENT WEATHER SHELTER)	EXITS TO TEMPORARY HOUSING	EXITS TO PERMANENT HOUSING	DAY CENTER (TOTAL SERVED/ NEW ENROLLMENTS)
				

# COMPASSION IN ACTION REPORT

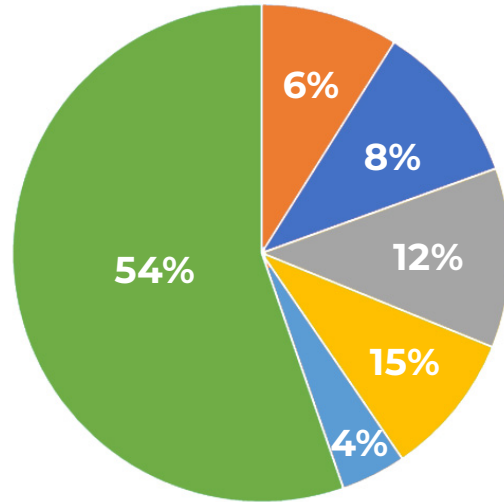
## VILLAGE HEALTH CENTER - # OF ENCOUNTERS

**JUNE 2024** TOTAL UNDUPLICATED SERVED: **1,024**

- # of encounters Street Health: **155**
- # of encounters Dentistry: **188**
- # of encounters MHS\*: **292**
- # of encounters TRS\*\*: **366**
- # of encounters Psychiatry: **100**
- # of encounters Medical: **1,300**

**TOTAL CLIENT ENCOUNTERS: 2,401**

\*Mental Health Services \*\*Transformative Recovery Services  
Source: FJV Village Health Center Database



## VILLAGE HEALTH CENTER - # OF ENCOUNTERS

**2024 YEAR-TO-DATE** TOTAL UNDUPLICATED SERVED: **2,699**

- # of encounters Street Health: **1,156**
- # of encounters Dentistry: **1,343**
- # of encounters MHS\*: **1,655**
- # of encounters TRS\*\*: **1,872**
- # of encounters Psychiatry: **589**
- # of encounters Medical: **8,015**

**TOTAL CLIENT ENCOUNTERS: 14,630**

\*Mental Health Services \*\*Transformative Recovery Services  
Source: FJV Village Health Center Database

