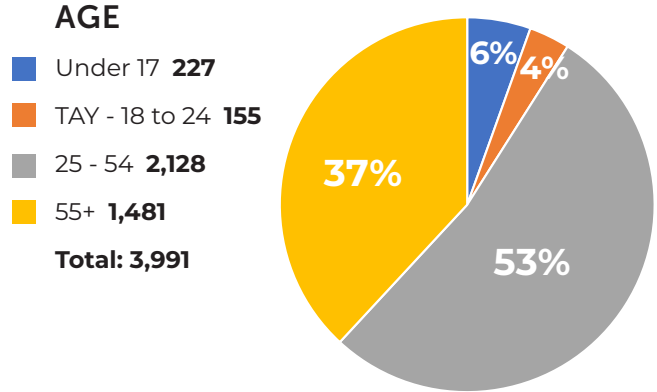
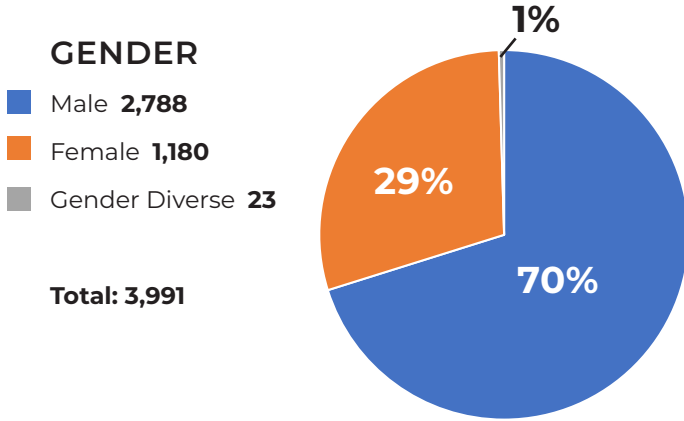


# COMPASSION IN ACTION REPORT

## SHELTER & HOUSING

**MAY 2024** TOTAL UNDUPLICATED SERVED: **3,991**

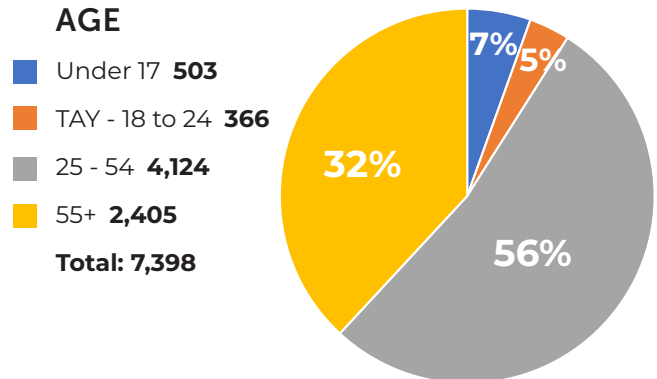
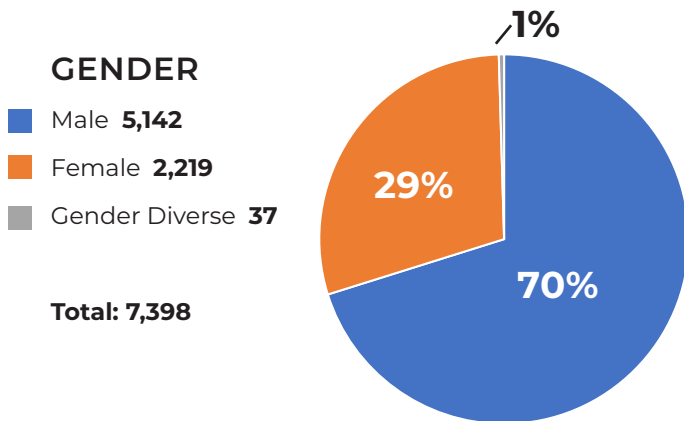


<b>3,991</b>	<b>27,919</b>	<b>7</b>	<b>16</b>	<b>3,106/278</b>
UNDUPLICATED CLIENTS SERVED IN MAY	SHELTER BED NIGHTS (INCLUDING INCLEMENT WEATHER SHELTER)	EXITS TO TEMPORARY HOUSING	EXITS TO PERMANENT HOUSING	DAY CENTER (TOTAL SERVED/ NEW ENROLLMENTS)
				

1 BODY, 1 BED FOR 1 NIGHT

## SHELTER & HOUSING

**YEAR-TO-DATE 2024** TOTAL UNDUPLICATED SERVED: **7,398**



<b>7,398</b>	<b>142,484</b>	<b>45</b>	<b>111</b>	<b>4,460/1,706</b>
UNDUPLICATED CLIENTS SERVED YTD	SHELTER BED NIGHTS (INCLUDING INCLEMENT WEATHER SHELTER)	EXITS TO TEMPORARY HOUSING	EXITS TO PERMANENT HOUSING	DAY CENTER (TOTAL SERVED/ NEW ENROLLMENTS)
				

# COMPASSION IN ACTION REPORT

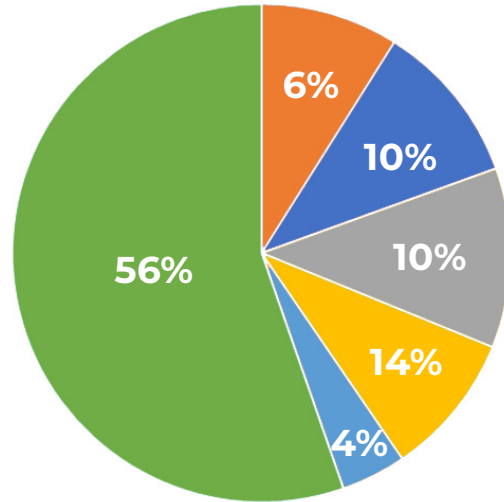
## VILLAGE HEALTH CENTER - # OF ENCOUNTERS

**MAY 2024 TOTAL UNDUPLICATED SERVED: 1,129**

- # of encounters Street Health: **161**
- # of encounters Dentistry: **266**
- # of encounters MHS\*: **262**
- # of encounters TRS\*\*: **383**
- # of encounters Psychiatry: **119**
- # of encounters Medical: **1,476**

**TOTAL CLIENT ENCOUNTERS: 2,667**

\*Mental Health Services \*\*Transformative Recovery Services  
Source: FJV Village Health Center Database



## VILLAGE HEALTH CENTER - # OF ENCOUNTERS

**2024 YEAR-TO-DATE TOTAL UNDUPLICATED SERVED: 2,464**

- # of encounters Street Health: **1,001**
- # of encounters Dentistry: **1,155**
- # of encounters MHS\*: **1,363**
- # of encounters TRS\*\*: **1,506**
- # of encounters Psychiatry: **489**
- # of encounters Medical: **6,715**

**TOTAL CLIENT ENCOUNTERS: 12,229**

\*Mental Health Services \*\*Transformative Recovery Services  
Source: FJV Village Health Center Database

