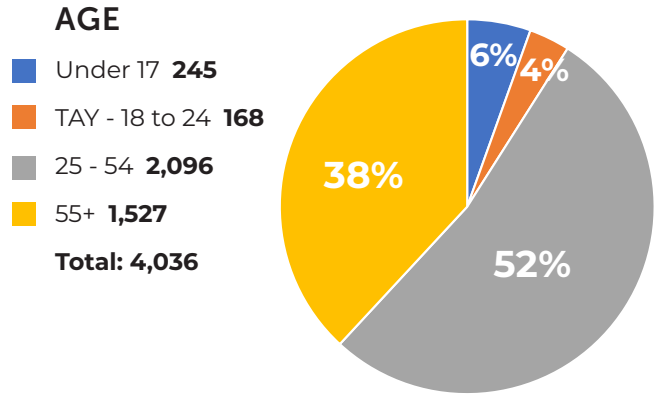
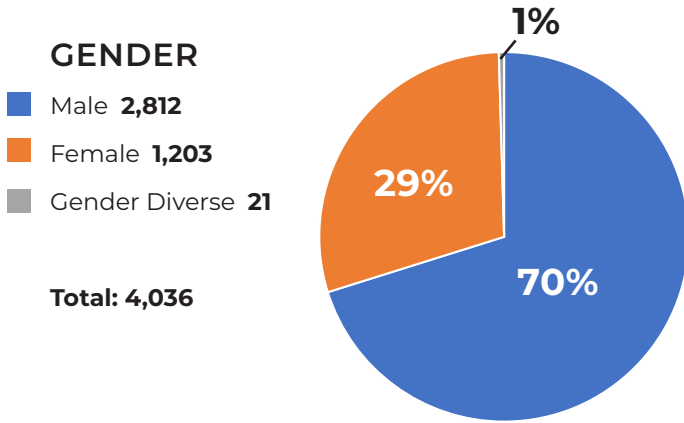


COMPASSION IN ACTION REPORT

SHELTER & HOUSING

APRIL 2024 TOTAL UNDUPLICATED SERVED: **4,036**

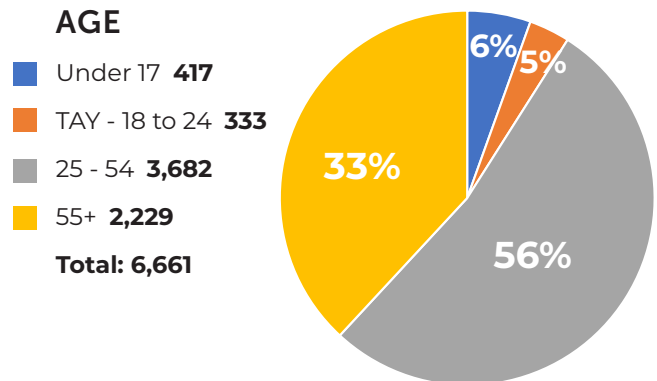
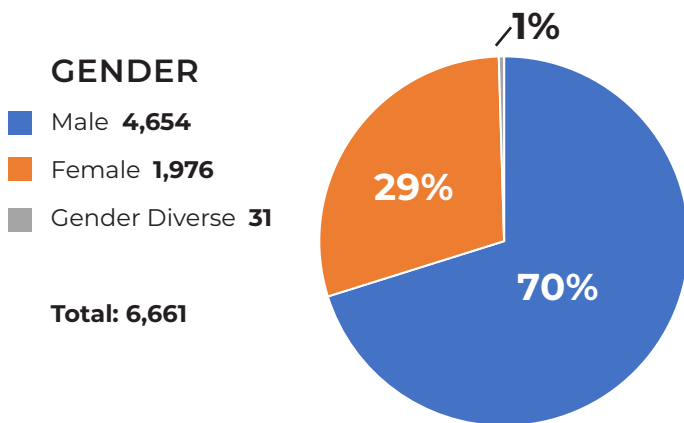


4,036	27,109	9	25	3,183/369
UNDUPLICATED CLIENTS SERVED IN APRIL	SHELTER BED NIGHTS (INCLUDING INCLEMENT WEATHER SHELTER)	EXITS TO TEMPORARY HOUSING	EXITS TO PERMANENT HOUSING	DAY CENTER (TOTAL SERVED/ NEW ENROLLMENTS)
				

1 BODY, 1 BED FOR 1 NIGHT

SHELTER & HOUSING

YEAR-TO-DATE 2024 TOTAL UNDUPLICATED SERVED: **6,661**



6,661	114,565	41	99	4,151/1,427
UNDUPLICATED CLIENTS SERVED YTD	SHELTER BED NIGHTS (INCLUDING INCLEMENT WEATHER SHELTER)	EXITS TO TEMPORARY HOUSING	EXITS TO PERMANENT HOUSING	DAY CENTER (TOTAL SERVED/ NEW ENROLLMENTS)
				

COMPASSION IN ACTION REPORT

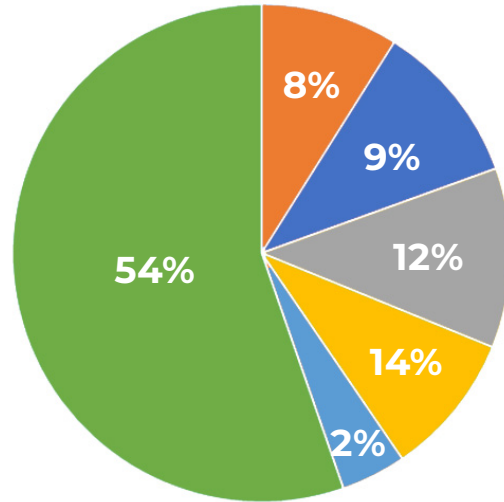
VILLAGE HEALTH CENTER - # OF ENCOUNTERS

APRIL 2024 TOTAL UNDUPLICATED SERVED: **1,084**

- # of encounters Street Health: **217**
- # of encounters Dentistry: **249**
- # of encounters MHS*: **313**
- # of encounters TRS**: **364**
- # of encounters Psychiatry: **61**
- # of encounters Medical: **1,434**

TOTAL CLIENT ENCOUNTERS: 2,638

*Mental Health Services **Transformative Recovery Services
Source: FJV Village Health Center Database



VILLAGE HEALTH CENTER - # OF ENCOUNTERS

2024 YEAR-TO-DATE TOTAL UNDUPLICATED SERVED: **2,188**

- # of encounters Street Health: **840**
- # of encounters Dentistry: **889**
- # of encounters MHS*: **1,101**
- # of encounters TRS**: **1,123**
- # of encounters Psychiatry: **370**
- # of encounters Medical: **5,239**

TOTAL CLIENT ENCOUNTERS: 9,562

*Mental Health Services **Transformative Recovery Services
Source: FJV Village Health Center Database

