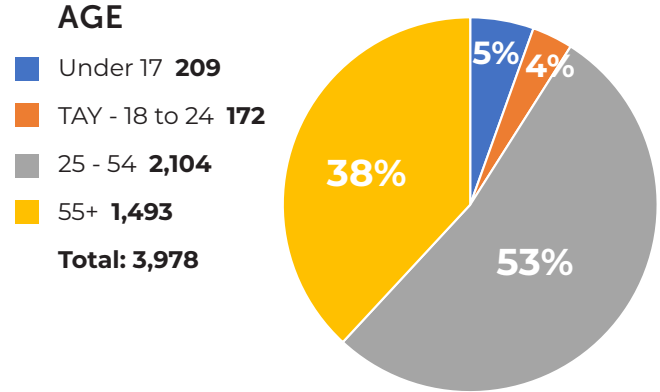
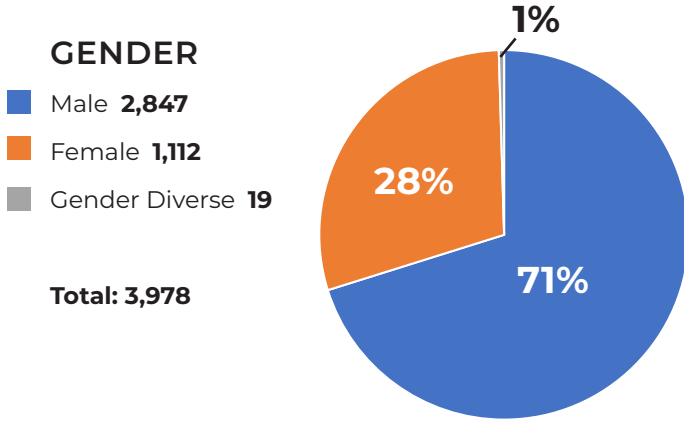


COMPASSION IN ACTION REPORT

SHELTER & HOUSING

MARCH 2024 TOTAL UNDUPLICATED SERVED **3,978**

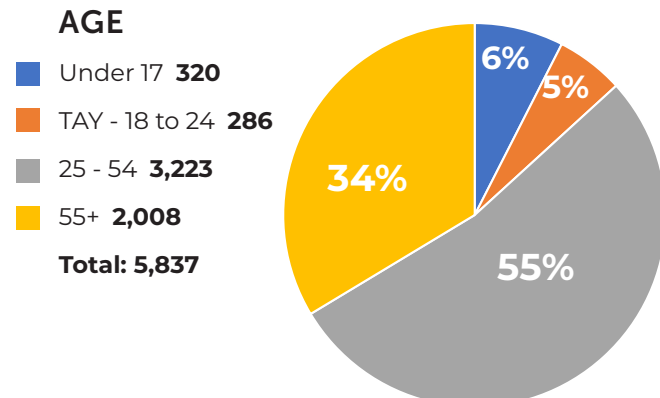
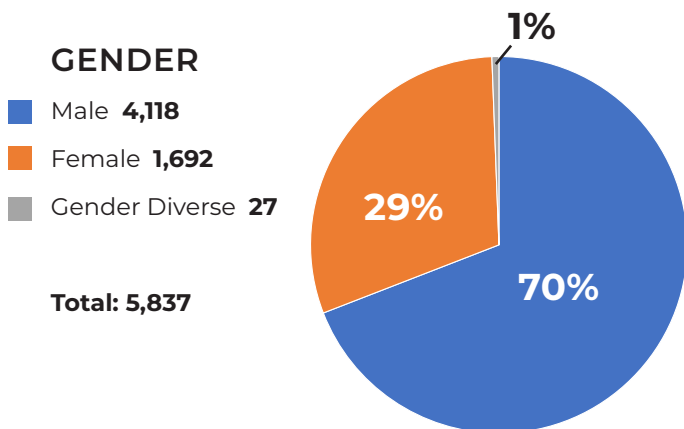


3,978	29,240	21	24	3,061 / 383
UNDUPLICATED CLIENTS SERVED IN MARCH	SHELTER BED NIGHTS (INCLUDING INCLEMENT WEATHER SHELTER)	EXITS TO TEMPORARY HOUSING	EXITS TO PERMANENT HOUSING	DAY CENTER (TOTAL SERVED/ NEW ENROLLMENTS)
				

1 BODY, 1 BED FOR 1 NIGHT

SHELTER & HOUSING

YEAR TO DATE 2024 (JAN-MAR) TOTAL UNDUPLICATED SERVED SERVED



5,837	87,456	34	74	3,746 / 1,059
UNDUPLICATED CLIENTS SERVED YTD	SHELTER BED NIGHTS (INCLUDING INCLEMENT WEATHER SHELTER)	EXITS TO TEMPORARY HOUSING	EXITS TO PERMANENT HOUSING	DAY CENTER (TOTAL SERVED/ NEW ENROLLMENTS)
				

COMPASSION IN ACTION REPORT

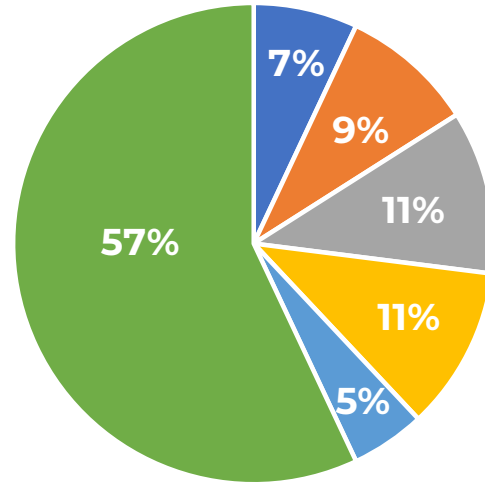
VILLAGE HEALTH CENTER - # OF ENCOUNTERS

MARCH 2024 TOTAL UNDUPLICATED SERVED: **1,071**

- # of encounters Street Health: **172**
- # of encounters Dentistry: **221**
- # of encounters MHS*: **272**
- # of encounters TRS**: **278**
- # of encounters Psychiatry: **116**
- # of encounters Medical: **1,377**

TOTAL CLIENT ENCOUNTERS: 2,436

*Mental Health Services **Transformative Recovery Services
Source: FJV Village Health Center Database



VILLAGE HEALTH CENTER - # OF ENCOUNTERS

2024 YEAR TO DATE (JAN-MAR) TOTAL UNDUPLICATED SERVED **1,513**

- # of encounters Street Health: **623**
- # of encounters Dentistry: **640**
- # of encounters MHS*: **788**
- # of encounters TRS**: **759**
- # of encounters Psychiatry: **309**
- # of encounters Medical: **3,805**

TOTAL CLIENT ENCOUNTERS: 6,924

*Mental Health Services **Transformative Recovery Services
Source: FJV Village Health Center Database

