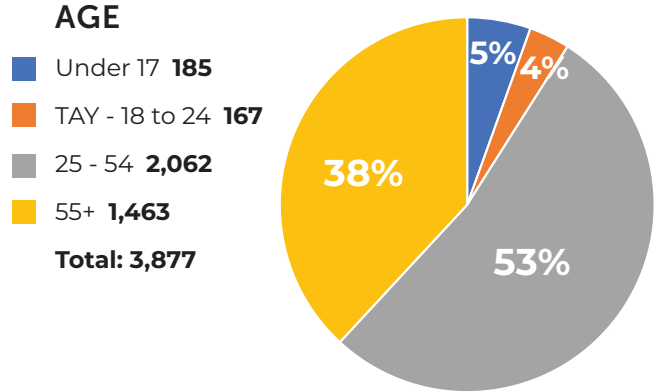
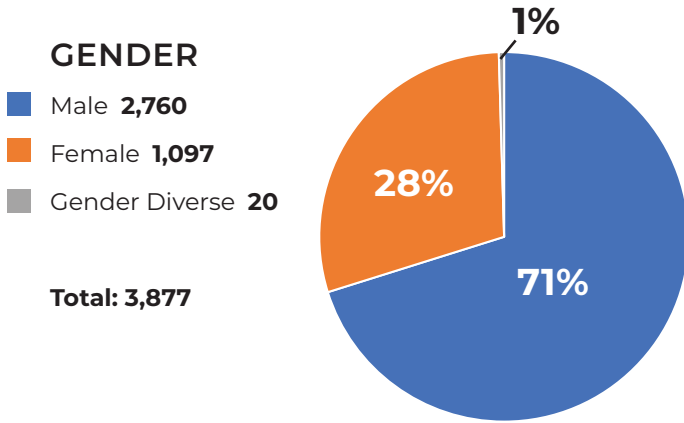


COMPASSION IN ACTION REPORT

SHELTER & HOUSING

FEBRUARY 2024 TOTAL UNDUPLICATED SERVED: **3,877**

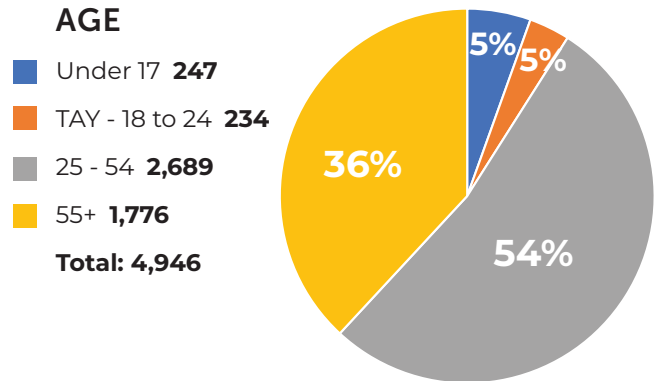
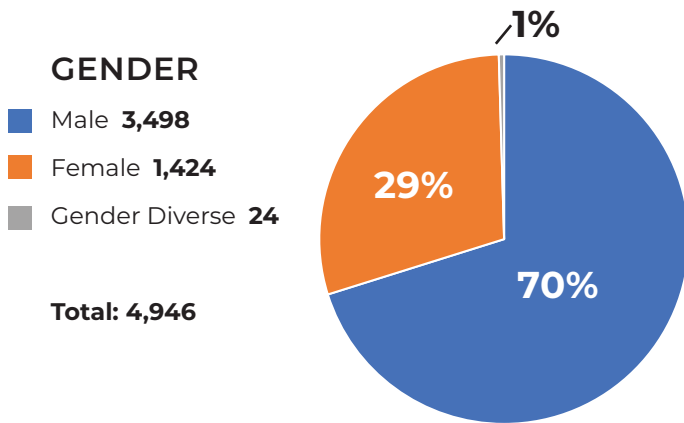


3,877	28,161	5	25	2,918 / 343
UNDUPLICATED CLIENTS SERVED IN FEBRUARY	SHELTER BED NIGHTS (INCLUDING INCLEMENT WEATHER SHELTER)	EXITS TO TEMPORARY HOUSING	EXITS TO PERMANENT HOUSING	DAY CENTER (TOTAL SERVED/ NEW ENROLLMENTS)
				

1 BODY, 1 BED FOR 1 NIGHT

SHELTER & HOUSING

YEAR-TO-DATE 2024 TOTAL UNDUPLICATED SERVED: **4,946**



4,946	58,209	14	53	3,318 / 676
UNDUPLICATED CLIENTS SERVED YTD	SHELTER BED NIGHTS (INCLUDING INCLEMENT WEATHER SHELTER)	EXITS TO TEMPORARY HOUSING	EXITS TO PERMANENT HOUSING	DAY CENTER (TOTAL SERVED/ NEW ENROLLMENTS)
				

COMPASSION IN ACTION REPORT

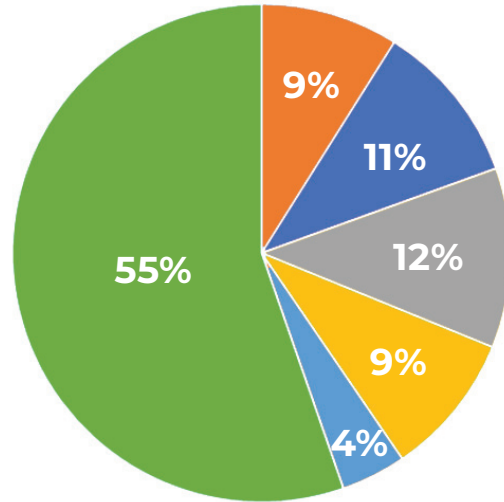
VILLAGE HEALTH CENTER - # OF ENCOUNTERS

FEBRUARY 2024 TOTAL UNDUPLICATED SERVED: **1,038**

- # of encounters Street Health: **205**
- # of encounters Dentistry: **242**
- # of encounters MHS*: **268**
- # of encounters TRS**: **213**
- # of encounters Psychiatry: **97**
- # of encounters Medical: **1,269**

TOTAL CLIENT ENCOUNTERS: 2,294

*Mental Health Services **Transformative Recovery Services
Source: FJV Village Health Center Database



VILLAGE HEALTH CENTER - # OF ENCOUNTERS

2024 YEAR-TO-DATE TOTAL UNDUPLICATED SERVED: **1,513**

- # of encounters Street Health: **451**
- # of encounters Dentistry: **419**
- # of encounters MHS*: **516**
- # of encounters TRS**: **481**
- # of encounters Psychiatry: **193**
- # of encounters Medical: **2,428**

TOTAL CLIENT ENCOUNTERS: 4,488

*Mental Health Services **Transformative Recovery Services
Source: FJV Village Health Center Database

