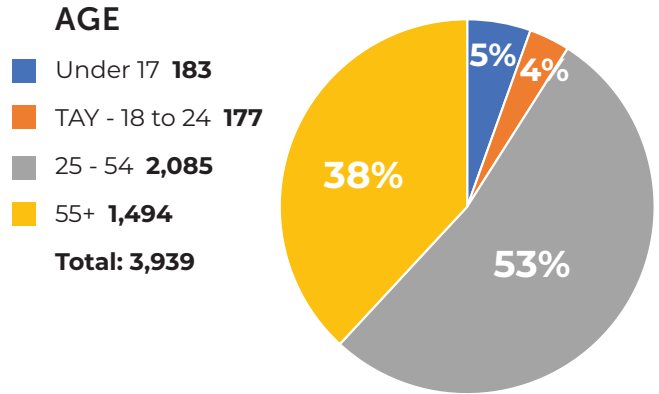
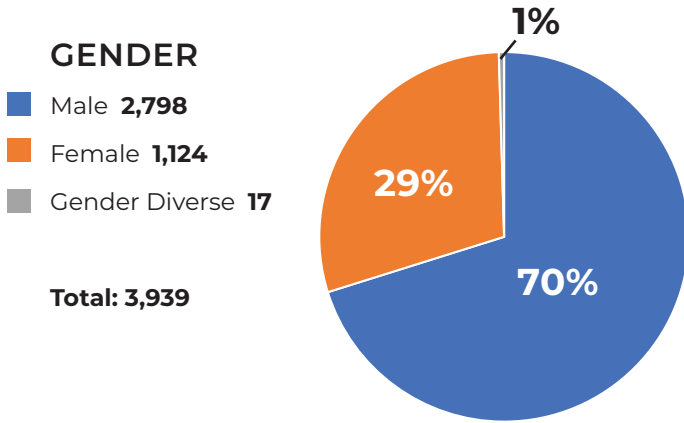


COMPASSION IN ACTION REPORT

SHELTER & HOUSING

JANUARY 2024 TOTAL UNDUPLICATED SERVED: **3,939**

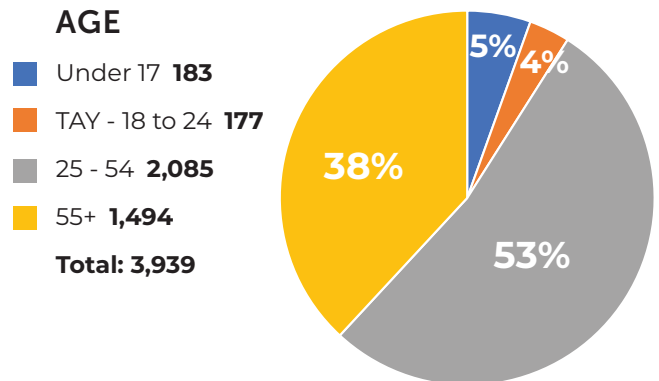
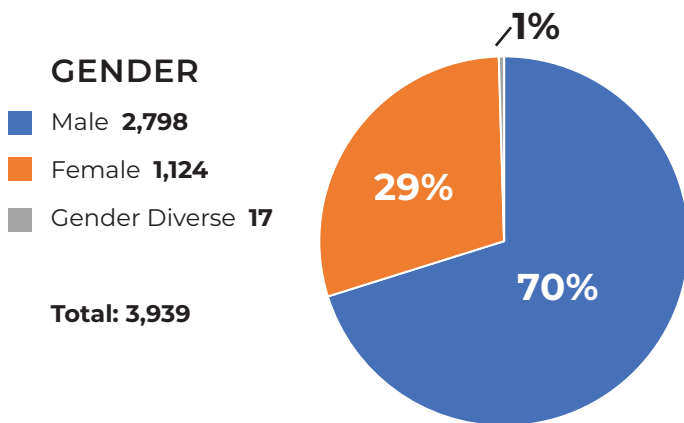


3,939	28,506	9	28	2,916 / 333
UNDUPLICATED CLIENTS SERVED IN JANUARY	SHELTER BED NIGHTS (INCLUDING INCLEMENT WEATHER SHELTER)	EXITS TO TEMPORARY HOUSING	EXITS TO PERMANENT HOUSING	DAY CENTER (TOTAL SERVED/ NEW ENROLLMENTS)
				

1 BODY, 1 BED FOR 1 NIGHT

SHELTER & HOUSING

YEAR-TO-DATE 2024 (JAN) TOTAL UNDUPLICATED SERVED: **3,939**



3,939	28,506	9	28	2,916 / 333
UNDUPLICATED CLIENTS SERVED YTD	SHELTER BED NIGHTS (INCLUDING INCLEMENT WEATHER SHELTER)	EXITS TO TEMPORARY HOUSING	EXITS TO PERMANENT HOUSING	DAY CENTER (TOTAL SERVED/ NEW ENROLLMENTS)
				

COMPASSION IN ACTION REPORT

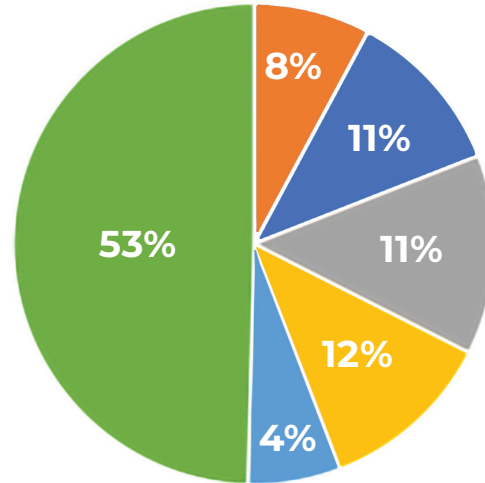
VILLAGE HEALTH CENTER - # OF ENCOUNTERS

JANUARY 2024 TOTAL UNDUPLICATED SERVED: **1,015**

- # of encounters Street Health: **246**
- # of encounters Dentistry: **177**
- # of encounters MHS*: **248**
- # of encounters TRS**: **268**
- # of encounters Psychiatry: **96**
- # of encounters Medical: **1,159**

TOTAL CLIENT ENCOUNTERS: 2,194

*Mental Health Services **Transformative Recovery Services
Source: FJV Village Health Center Database



VILLAGE HEALTH CENTER - # OF ENCOUNTERS

2024 YEAR-TO-DATE (JAN) TOTAL UNDUPLICATED SERVED: **1,015**

- # of encounters Street Health: **246**
- # of encounters Dentistry: **177**
- # of encounters MHS*: **248**
- # of encounters TRS**: **268**
- # of encounters Psychiatry: **96**
- # of encounters Medical: **1,159**

TOTAL CLIENT ENCOUNTERS: 2,194

*Mental Health Services **Transformative Recovery Services
Source: FJV Village Health Center Database

