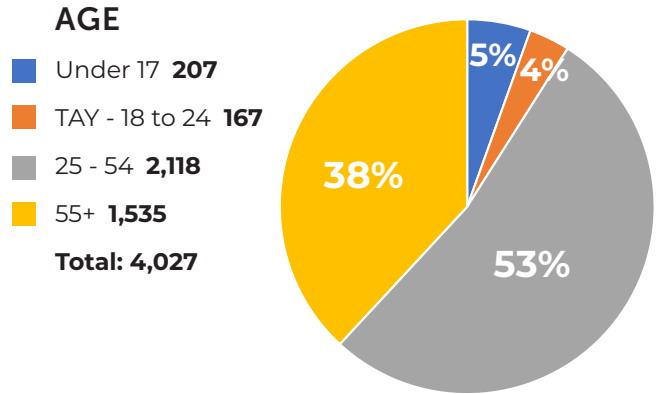
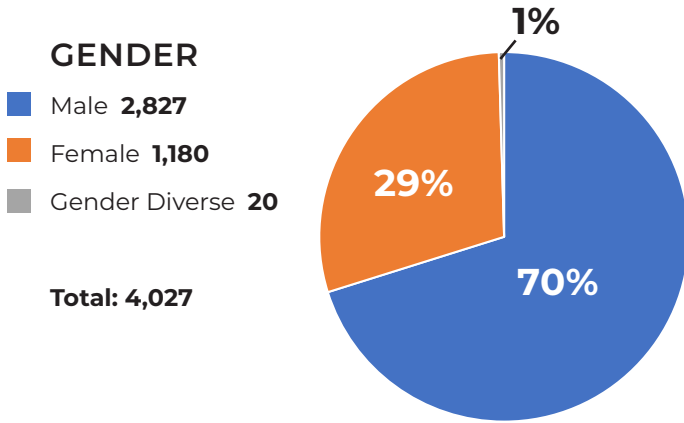


COMPASSION IN ACTION REPORT

SHELTER & HOUSING

NOVEMBER 2023 TOTAL UNDUPLICATED SERVED: **4,027**

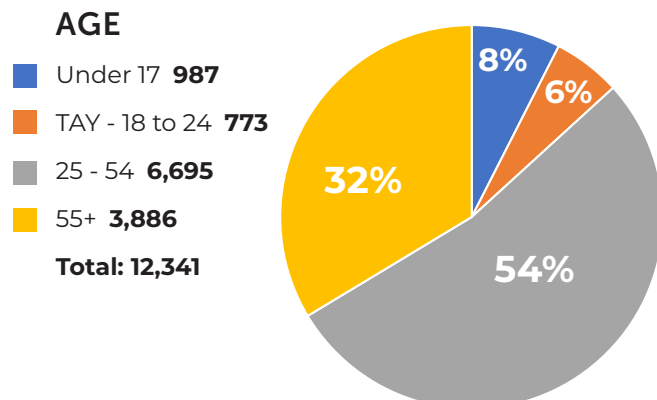
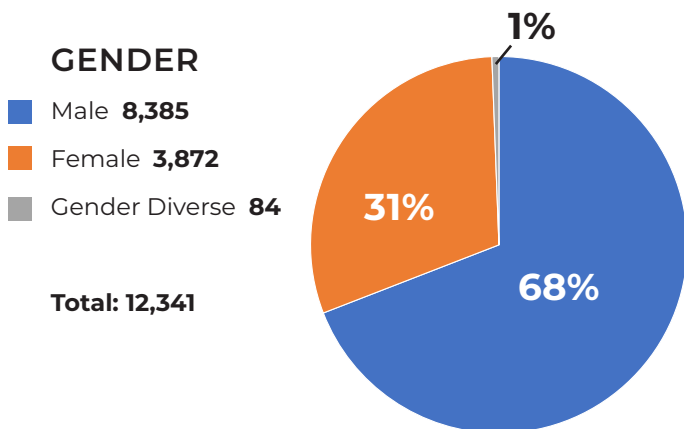


4,027	26,590	12	34	2,713 / 421
UNDUPLICATED CLIENTS SERVED IN NOVEMBER	SHELTER BED NIGHTS (INCLUDING INCLEMENT WEATHER SHELTER)	EXITS TO TEMPORARY HOUSING	EXITS TO PERMANENT HOUSING	DAY CENTER (TOTAL SERVED/ NEW ENROLLMENTS)
				

1 BODY, 1 BED FOR 1 NIGHT

SHELTER & HOUSING

YEAR-TO-DATE 2023 (JAN-NOV) TOTAL UNDUPLICATED SERVED: **12,341**



12,341	338,816	325	418	6,091 / 3,262
UNDUPLICATED CLIENTS SERVED YTD	SHELTER BED NIGHTS (INCLUDING INCLEMENT WEATHER SHELTER)	EXITS TO TEMPORARY HOUSING	EXITS TO PERMANENT HOUSING	DAY CENTER (TOTAL SERVED/ NEW ENROLLMENTS)
				

COMPASSION IN ACTION REPORT

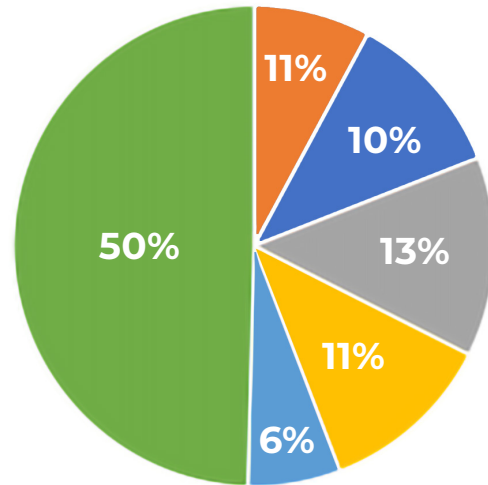
VILLAGE HEALTH CENTER - # OF ENCOUNTERS

NOVEMBER 2023 TOTAL UNDUPLICATED SERVED: **995**

- # of encounters Street Health: **231**
- # of encounters Dentistry: **211**
- # of encounters MHS*: **286**
- # of encounters TRS**: **246**
- # of encounters Psychiatry: **122**
- # of encounters Medical: **1,099**

TOTAL CLIENT ENCOUNTERS: 2,195

*Mental Health Services **Transformative Recovery Services
Source: FJV Village Health Center Database



VILLAGE HEALTH CENTER - # OF ENCOUNTERS

2023 YEAR-TO-DATE (JAN-NOV) TOTAL UNDUPLICATED SERVED: **3,237**

- # of encounters Street Health: **1,931**
- # of encounters Dentistry: **1,615**
- # of encounters MHS*: **3,258**
- # of encounters TRS**: **1,829**
- # of encounters Psychiatry: **1,471**
- # of encounters Medical: **10,452**

TOTAL CLIENT ENCOUNTERS: 20,557

*Mental Health Services **Transformative Recovery Services
Source: FJV Village Health Center Database

