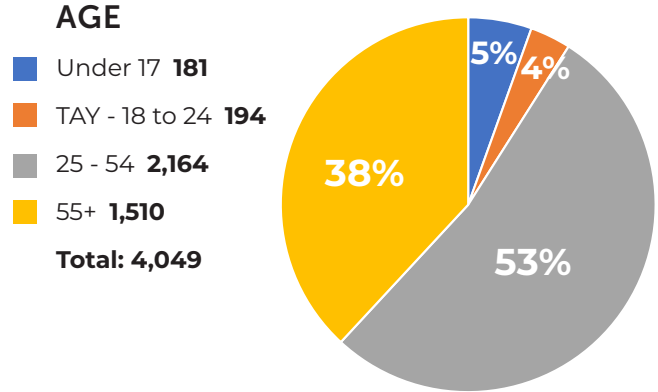
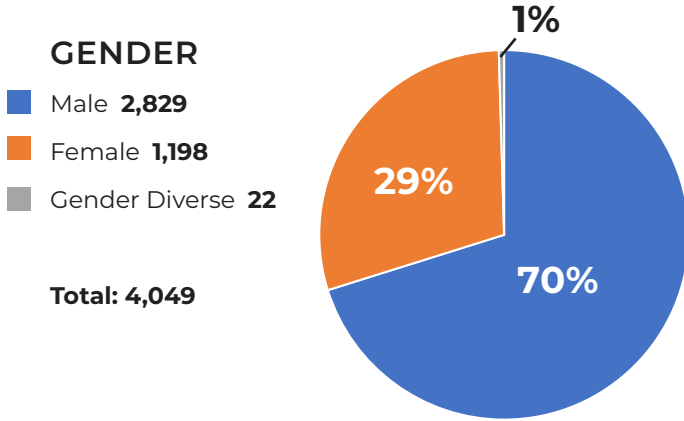


# COMPASSION IN ACTION REPORT

## SHELTER & HOUSING

**OCTOBER 2023** TOTAL UNDUPLICATED SERVED: **4,049**

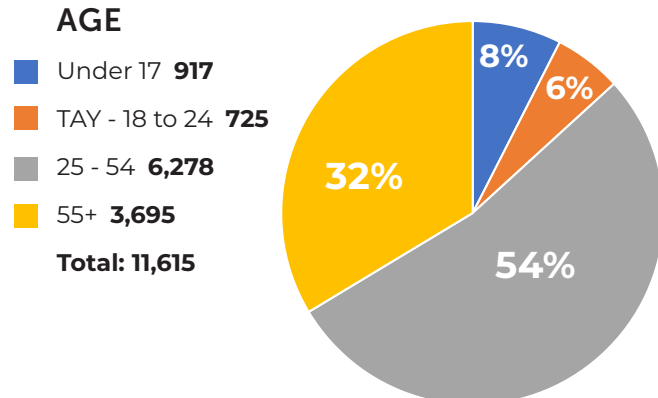
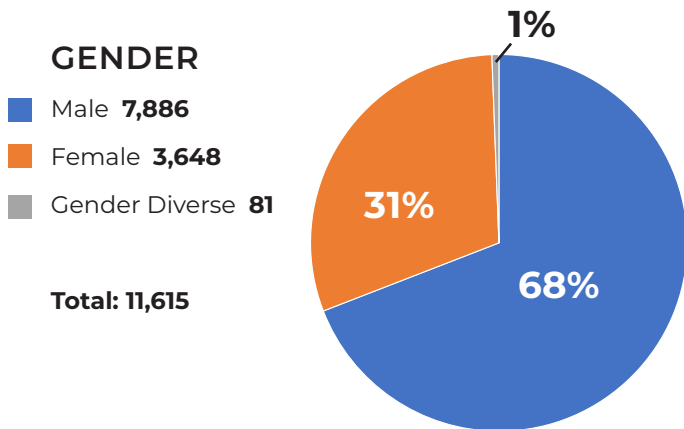


<b>4,049</b>	<b>28,965</b>	<b>3</b>	<b>35</b>	<b>2,586 / 406</b>
UNDUPLICATED CLIENTS SERVED IN OCTOBER	SHELTER BED NIGHTS (INCLUDING INCLEMENT WEATHER SHELTER)	EXITS TO TEMPORARY HOUSING	EXITS TO PERMANENT HOUSING	DAY CENTER (TOTAL SERVED/ NEW ENROLLMENTS)
				

1 BODY, 1 BED FOR 1 NIGHT

## SHELTER & HOUSING

**YEAR-TO-DATE 2023 (JAN-OCT)** TOTAL UNDUPLICATED SERVED: **11,615**



<b>11,615</b>	<b>312,937</b>	<b>304</b>	<b>385</b>	<b>5,788 / 2,897</b>
UNDUPLICATED CLIENTS SERVED YTD	SHELTER BED NIGHTS (INCLUDING INCLEMENT WEATHER SHELTER)	EXITS TO TEMPORARY HOUSING	EXITS TO PERMANENT HOUSING	DAY CENTER (TOTAL SERVED/ NEW ENROLLMENTS)
				

# COMPASSION IN ACTION REPORT

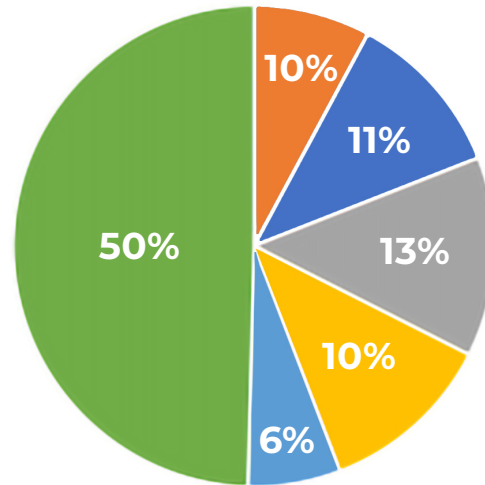
## VILLAGE HEALTH CENTER - # OF ENCOUNTERS

**OCTOBER 2023** TOTAL UNDUPLICATED SERVED: **1,020**

- # of encounters Street Health: **269**
- # of encounters Dentistry: **248**
- # of encounters MHS\*: **333**
- # of encounters TRS\*\*: **247**
- # of encounters Psychiatry: **139**
- # of encounters Medical: **1,234**

**TOTAL CLIENT ENCOUNTERS: 2,470**

\*Mental Health Services \*\*Transformative Recovery Services  
Source: FJV Village Health Center Database



## VILLAGE HEALTH CENTER - # OF ENCOUNTERS

**2023 YEAR-TO-DATE (JAN-OCT)** TOTAL UNDUPLICATED SERVED: **2,971**

- # of encounters Street Health: **1,700**
- # of encounters Dentistry: **1,404**
- # of encounters MHS\*: **2,972**
- # of encounters TRS\*\*: **1,583**
- # of encounters Psychiatry: **1,350**
- # of encounters Medical: **9,353**

**TOTAL CLIENT ENCOUNTERS: 18,362**

\*Mental Health Services \*\*Transformative Recovery Services  
Source: FJV Village Health Center Database

