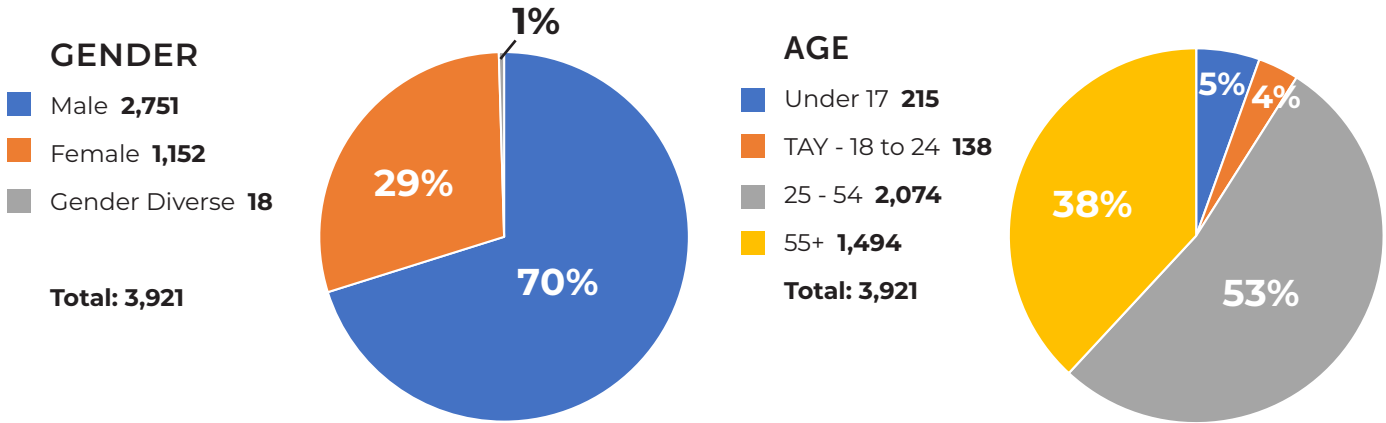


# COMPASSION IN ACTION REPORT

## SHELTER & HOUSING

SEPTEMBER 2023 TOTAL UNDUPLICATED SERVED **3,921**

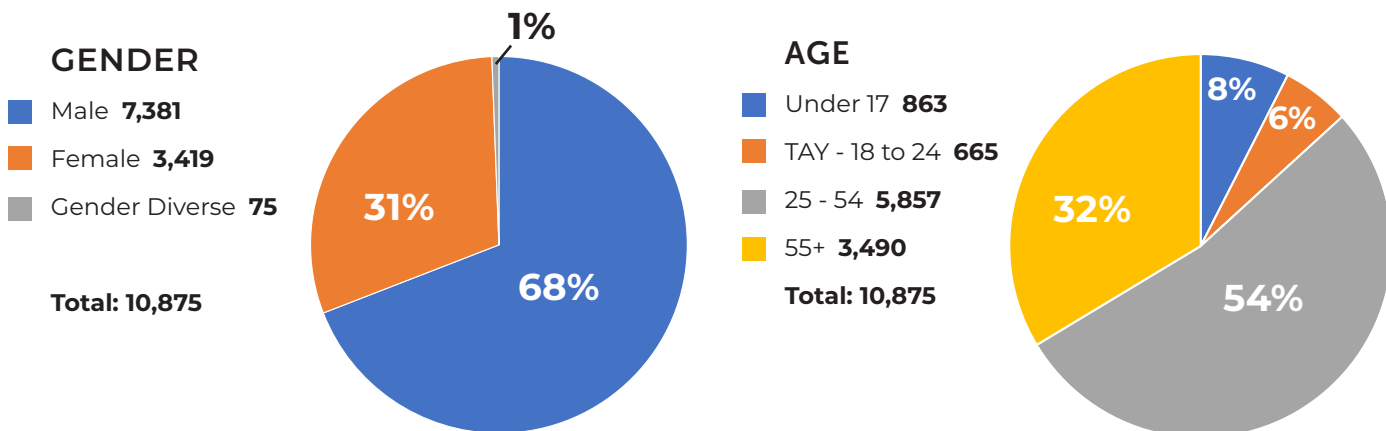


<b>3,921</b>	<b>27,994</b>	<b>8</b>	<b>31</b>	<b>2,494 / 410</b>
UNDUPLICATED CLIENTS SERVED IN SEPTEMBER	SHELTER BED NIGHTS (INCLUDING INCLEMENT WEATHER SHELTER)	EXITS TO TEMPORARY HOUSING	EXITS TO PERMANENT HOUSING	DAY CENTER (TOTAL SERVED/ NEW ENROLLMENTS)
				

1 BODY, 1 BED FOR 1 NIGHT

## SHELTER & HOUSING

YEAR TO DATE 2023 (JAN-SEPT) TOTAL UNDUPLICATED SERVED **10,875**



<b>10,875</b>	<b>284,072</b>	<b>285</b>	<b>333</b>	<b>5,519 / 2,551</b>
UNDUPLICATED CLIENTS SERVED YTD	SHELTER BED NIGHTS (INCLUDING INCLEMENT WEATHER SHELTER)	EXITS TO TEMPORARY HOUSING	EXITS TO PERMANENT HOUSING	DAY CENTER (TOTAL SERVED/ NEW ENROLLMENTS)
				

# COMPASSION IN ACTION REPORT

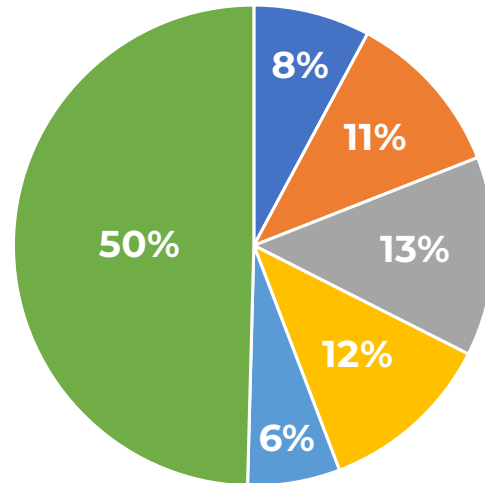
## VILLAGE HEALTH CENTER - # OF ENCOUNTERS

**SEPTEMBER 2023** TOTAL UNDUPLICATED SERVED: **925**

- # of encounters Street Health: **159**
- # of encounters Dentistry: **227**
- # of encounters MHS\*: **272**
- # of encounters TRS\*\*: **238**
- # of encounters Psychiatry: **126**
- # of encounters Medical: **1,005**

**TOTAL CLIENT ENCOUNTERS: 2,027**

\*Mental Health Services \*\*Transformative Recovery Services  
Source: FJV Village Health Center Database



## VILLAGE HEALTH CENTER - # OF ENCOUNTERS

**2023 YEAR TO DATE (JAN-SEPT)** TOTAL UNDUPLICATED SERVED **2,711**

- # of encounters Street Health: **1,431**
- # of encounters Dentistry: **1,156**
- # of encounters MHS\*: **2,639**
- # of encounters TRS\*\*: **1,336**
- # of encounters Psychiatry: **1,211**
- # of encounters Medical: **8,119**

**TOTAL CLIENT ENCOUNTERS: 15,892**

\*Mental Health Services \*\*Transformative Recovery Services  
Source: FJV Village Health Center Database

