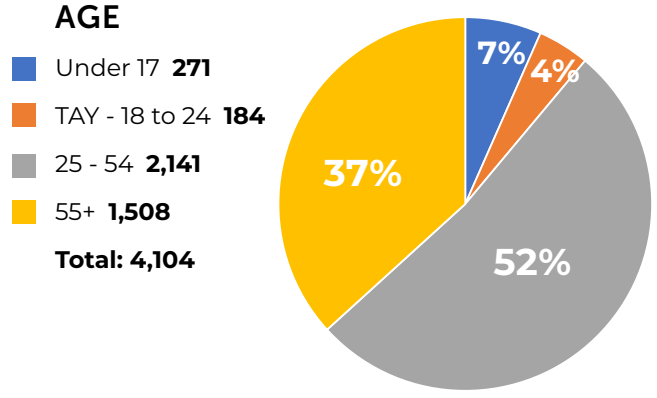
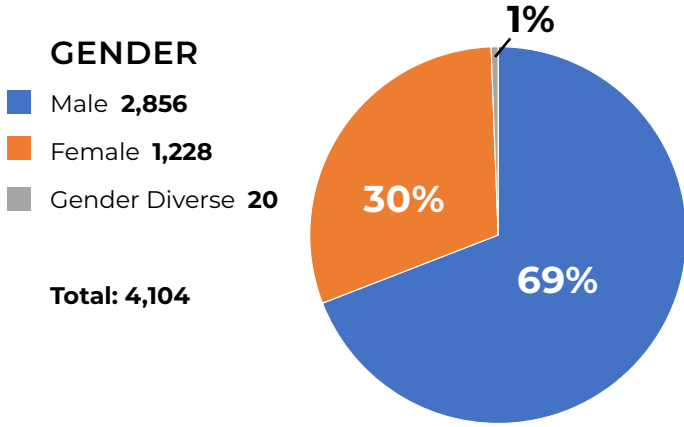


CLIENT SERVICES REPORT

SHELTER & HOUSING

AUGUST 2023 TOTAL UNDUPLICATED SERVED **4,104**

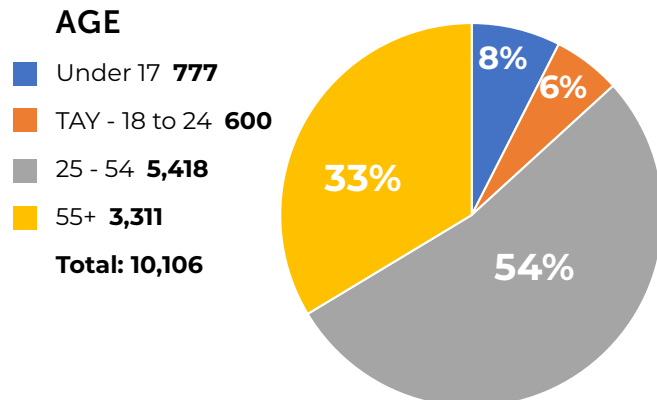
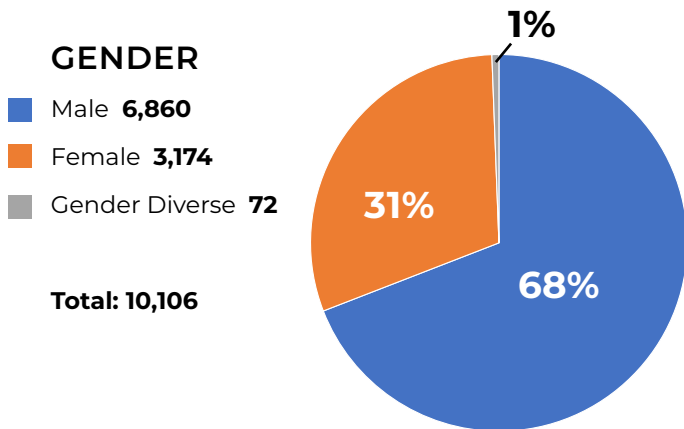


4,104	28,336	110	40	2,311 / 329
UNDUPLICATED CLIENTS SERVED IN AUGUST	SHELTER BED NIGHTS (INCLUDING INCLEMENT WEATHER SHELTER)	EXITS TO TEMPORARY HOUSING	EXITS TO PERMANENT HOUSING	DAY CENTER (TOTAL SERVED/ NEW ENROLLMENTS)
				

1 BODY, 1 BED FOR 1 NIGHT

SHELTER & HOUSING

YEAR TO DATE 2023 (JAN-AUG) TOTAL UNDUPLICATED SERVED



10,106	221,483	283	318	5,215 / 1,671
UNDUPLICATED CLIENTS SERVED YTD	SHELTER BED NIGHTS (INCLUDING INCLEMENT WEATHER SHELTER)	EXITS TO TEMPORARY HOUSING	EXITS TO PERMANENT HOUSING	DAY CENTER (TOTAL SERVED/ NEW ENROLLMENTS)
				

CLIENT SERVICES REPORT

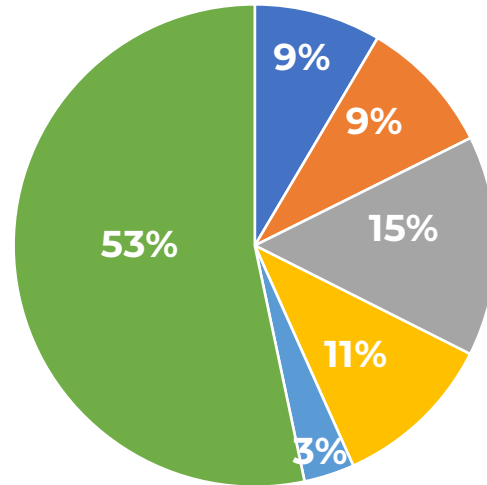
VILLAGE HEALTH CENTER - # OF ENCOUNTERS

AUGUST 2023 TOTAL UNDUPLICATED SERVED: **921**

- # of encounters Street Health: **176**
- # of encounters Dentistry: **189**
- # of encounters MHS*: **306**
- # of encounters TRS**: **225**
- # of encounters Psychiatry: **70**
- # of encounters Medical: **1,103**

TOTAL CLIENT ENCOUNTERS: 2,069

*Mental Health Services **Transformative Recovery Services
Source: FJV Village Health Center Database



VILLAGE HEALTH CENTER - # OF ENCOUNTERS

2023 YEAR TO DATE (JAN-AUG) TOTAL UNDUPLICATED SERVED **2,187**

- # of encounters Street Health: **1,272**
- # of encounters Dentistry: **929**
- # of encounters MHS*: **2,367**
- # of encounters TRS**: **1,098**
- # of encounters Psychiatry: **1,085**
- # of encounters Medical: **7,114**

TOTAL CLIENT ENCOUNTERS: 13,865

*Mental Health Services **Transformative Recovery Services
Source: FJV Village Health Center Database

