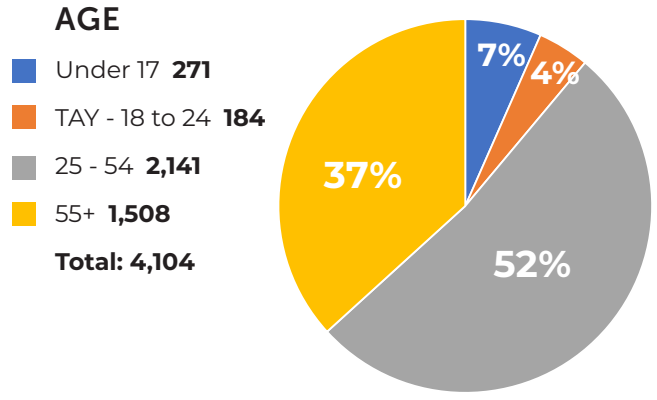
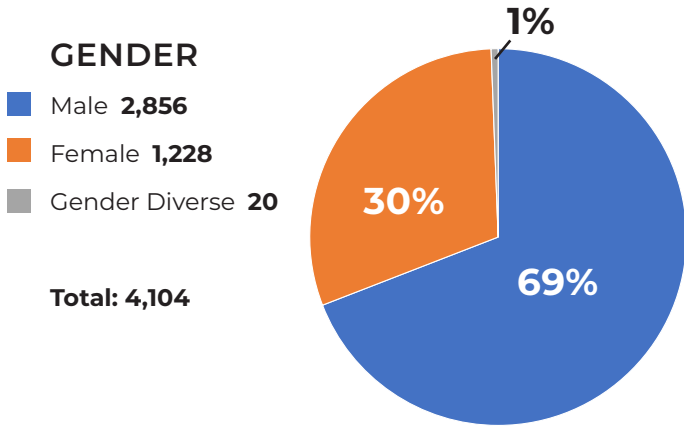


# COMPASSION IN ACTION REPORT

## SHELTER & HOUSING

**AUGUST 2023** TOTAL UNDUPLICATED SERVED **4,104**

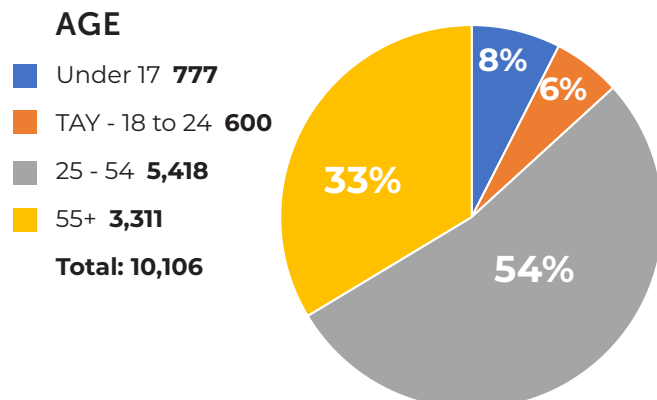
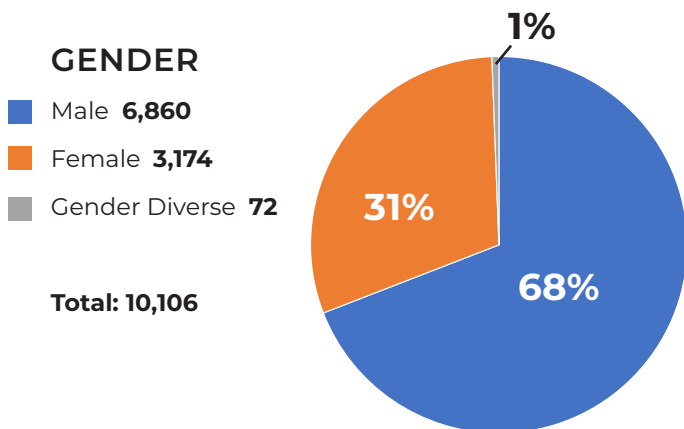


<b>4,104</b>	<b>28,336</b>	<b>110</b>	<b>40</b>	<b>2,311 / 329</b>
UNDUPLICATED CLIENTS SERVED IN AUGUST	SHELTER BED NIGHTS (INCLUDING INCLEMENT WEATHER SHELTER)	EXITS TO TEMPORARY HOUSING	EXITS TO PERMANENT HOUSING	DAY CENTER (TOTAL SERVED/ NEW ENROLLMENTS)
				

1 BODY, 1 BED FOR 1 NIGHT

## SHELTER & HOUSING

### YEAR TO DATE 2023 (JAN-AUG) TOTAL UNDUPLICATED SERVED



<b>10,106</b>	<b>221,483</b>	<b>283</b>	<b>318</b>	<b>5,215 / 1,671</b>
UNDUPLICATED CLIENTS SERVED YTD	SHELTER BED NIGHTS (INCLUDING INCLEMENT WEATHER SHELTER)	EXITS TO TEMPORARY HOUSING	EXITS TO PERMANENT HOUSING	DAY CENTER (TOTAL SERVED/ NEW ENROLLMENTS)
				

# COMPASSION IN ACTION REPORT

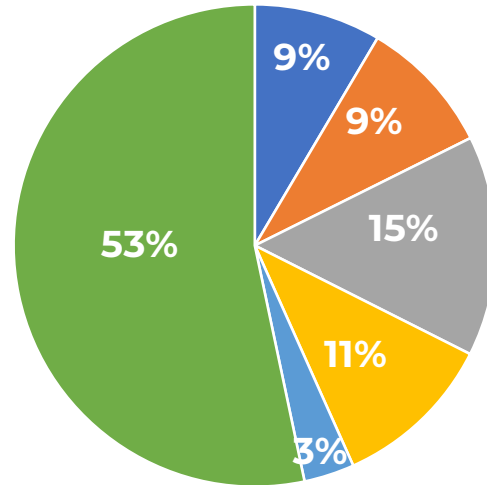
## VILLAGE HEALTH CENTER - # OF ENCOUNTERS

**AUGUST 2023** TOTAL UNDUPLICATED SERVED: **921**

- # of encounters Street Health: **176**
- # of encounters Dentistry: **189**
- # of encounters MHS\*: **306**
- # of encounters TRS\*\*: **225**
- # of encounters Psychiatry: **70**
- # of encounters Medical: **1,103**

**TOTAL CLIENT ENCOUNTERS: 2,069**

\*Mental Health Services \*\*Transformative Recovery Services  
Source: FJV Village Health Center Database



## VILLAGE HEALTH CENTER - # OF ENCOUNTERS

**2023 YEAR TO DATE (JAN-AUG)** TOTAL UNDUPLICATED SERVED **2,187**

- # of encounters Street Health: **1,272**
- # of encounters Dentistry: **929**
- # of encounters MHS\*: **2,367**
- # of encounters TRS\*\*: **1,098**
- # of encounters Psychiatry: **1,085**
- # of encounters Medical: **7,114**

**TOTAL CLIENT ENCOUNTERS: 13,865**

\*Mental Health Services \*\*Transformative Recovery Services  
Source: FJV Village Health Center Database

